

## LINEAR FIXTURE

### 3 CCT CHANGE

### 2', 3', 4', 8'




8' (96")



4' (48")



3' (36")



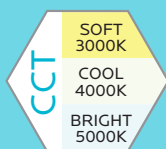
2' (24")



3 CCT  
SWITCH



REMOVABLE  
DESIGNER COVER



## SPECIFICATIONS

### ELECTRICAL

	MODEL	DESCRIPTION	POWER	INPUT VOLTS	DIMMABLE	FREQUENCY	EFFICACY (LPW)	LIFETIME
<b>2'</b>	<b>LR25161</b>	LED24/LINEAR/3CCT/UNV2/D	17	120-277V	0-10V	50/60Hz	115	50,000
<b>3'</b>	<b>LR25163</b>	LED36/LINEAR/3CCT/UNV2/D	26	120-277V	0-10V	50/60Hz	115	50,000
<b>4'</b>	<b>LR25165</b>	LED48/LINEAR/3CCT/UNV2/D	34	120-277V	0-10V	50/60Hz	115	50,000
<b>8'</b>	<b>LR25167</b>	LED96/LINEAR/3CCT/UNV2/D	78	120-277V	0-10V	50/60Hz	115	50,000

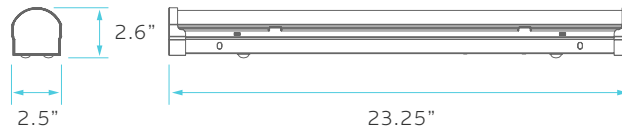
### PHOTOMETRIC

MODEL	COLOR (CCT)	TEMP	LUMEN	FLOOD	CRI
<b>LR25161</b>	3000K/4000K/5000K	SOFT/COOL/BRIGHT	1955	40°	80
<b>LR25163</b>	3000K/4000K/5000K	SOFT/COOL/BRIGHT	3000	40°	80
<b>LR25165</b>	3000K/4000K/5000K	SOFT/COOL/BRIGHT	3910	40°	80
<b>LR25167</b>	3000K/4000K/5000K	SOFT/COOL/BRIGHT	8970	40°	80

### GENERAL

FINISH	DAMP LOCATION	COST/YR	ETL	DLC
WHITE DIFFUSE PC	IP40	\$ 2.05	YES	YES
WHITE DIFFUSE PC	IP40	\$ 3.13	YES	YES
WHITE DIFFUSE PC	IP40	\$ 4.10	YES	YES
WHITE DIFFUSE PC	IP40	\$ 9.40	YES	YES

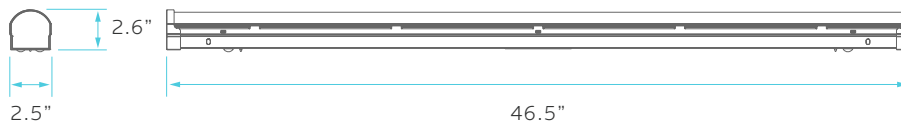
## DIMENSIONS



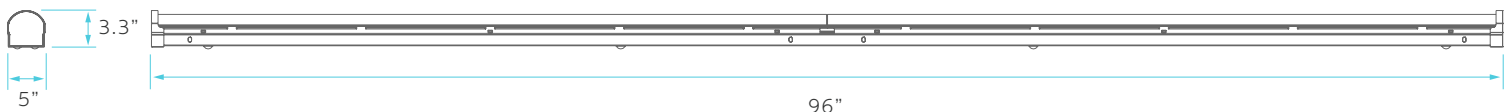
**2'**



**3'**



**4'**



**8'**